



2025

MERCEDES-BENZ SPRINTER CHASSIS

ASCENT TS, PLATEAU FL, TS, TW





THE 20,000TH BUILD

"The cornerstone of any company is their people. We are fortunate to have great staff that take pride in their work, which results in a product we are all proud of. Pleasure-Way Industries has always been Powered by People, prioritizing their staff because they recognize that their employees are their greatest asset. With a highly skilled team of over 200 people dedicated to attention to detail, and a commitment to quality, Pleasure-Way continues to lead the industry in Class B motorhome manufacturing today."

~ Dean Rumpel, CEO



39 YEARS OF RV INNOVATION

Pleasure-Way Industries Ltd. is celebrating 39 years as a leader in RV manufacturing. Since 1986, this family-owned business has been committed to crafting high-quality luxury motorhomes. Unlike mass-produced models, each motorhome is hand-crafted and custom-fitted to rigorous standards, ensuring top-notch quality and safety. This meticulous approach results in one of the lowest warranty claim rates in the RV industry. We are so confident in our craftsmanship that we back every new motorhome with a Five Year Freedom Coach Warranty—one of the best in the industry.

DARE TO GO ANYWHERE



TRUMA AVENTA ECO AIR
CONDITIONER



ECO-ION 600ah LITHIUM
BATTERIES



XANTREX™ 3000 WATT
INVERTER /CHARGER



ONAN® QG 2500i 2.5 KW LP
GENERATOR



TRUMA AQUAGO® COMFORT
PLUS WATER HEATER



TRUMA VARIO HEAT 11,500 BTU
FURNACE



10 INCH TOUCHSCREEN
DISPLAY



MEMORY FOAM SOFA & OTTO-
MAN CUSHIONS



3M™THINSULATE™
INSULATION



ULTRALEATHER® FABRIC



PREMIUM VINYL FLOORING



POWER SOFA



WET BATH W/ HANDHELD
SHOWER



COMPRESSOR FRIDGE /
FREEZER



MICROWAVE & INDUCTION
STOVE

At Pleasure-Way, we prioritize quality by selecting top-performing suppliers and offering exceptional features as standard, rather than optional add-ons. Our motorhomes come equipped with innovative and reliable features, including an upgraded air conditioner, lithium batteries, and an inverter, allowing you to run the air conditioner on battery power. Recharge your coach batteries via generator, engine alternator, solar panels, or shore power for continuous comfort and convenience.



CLIMATE CONTROL Climate control is effortless with a responsive temperature dial that manages the Truma VarioHeat furnace, air conditioner, and Fan-Tastic vent, all in one place. Use the mode buttons to select the desired item that you want to operate. You can select A/C, A/C Night Mode, de-humidifier, furnace, vent, and adjust your fan speeds.

BATTERY MONITORING The home screen quickly references the current DC power consumption via the coach battery state-of-charge percentage indicator and the real-time 12-volt net loss/gain amperage meter.

10 INCH TOUCHSCREEN DISPLAY The 10-inch displays feature improved resolution for better sunlight visibility and wider viewing angles, along with a redesigned interface for a more user-friendly experience. The touchscreen offers real-time diagnostics and control of key functions, including battery state-of-charge, GoPower!® solar integration, climate control, and AC/DC power source display.

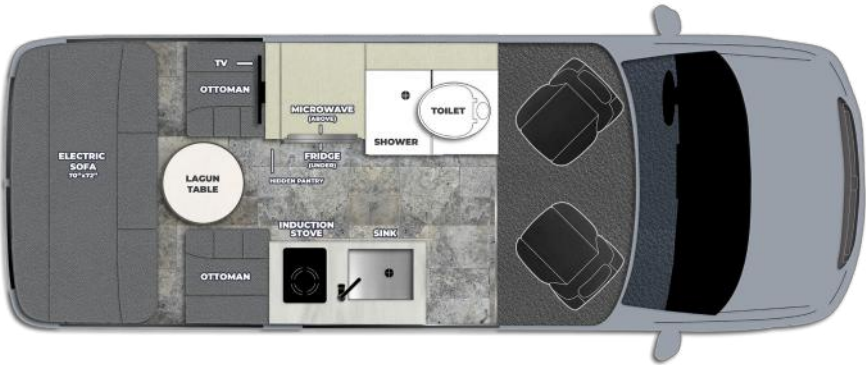
AUTOMATIC GENERATOR START (AGS) AGS is an innovative feature that allows you to set start and stop parameters for generator control when not plugged into shore power. When the batteries are low on voltage, the generator will automatically run to charge the batteries at your pre-defined voltage and then shut off.

ESTIMATION GAUGES While the coach batteries are charging, the touchscreen will display the estimated time remaining until a full charge is achieved. This immensely helpful feature allows you to accurately gauge how long the current method of charging will take until you are ready to operate again at full battery capacity.

2025

ASCENT TS

MODEL: ASCENT TS
LENGTH: 19'5 / 592 CM
CHASSIS: 2500
FUEL: DIESEL



The Ascent TS is a prime example of form following function as it strategically incorporates all our intuitive design and technologies inside the most compact Sprinter based model we build. The ingenious floorplan provides a generous living area, separate private bathroom, well-equipped kitchen with pull-out pantry, and the most comfortable sofa bed found in a Class B motorhome. Whether it's rush hour traffic, a short haul to the grocery store, or an open road, the Ascent's short length makes it maneuverable and easy to handle, even in tight spots.



2025

ASCENT TS



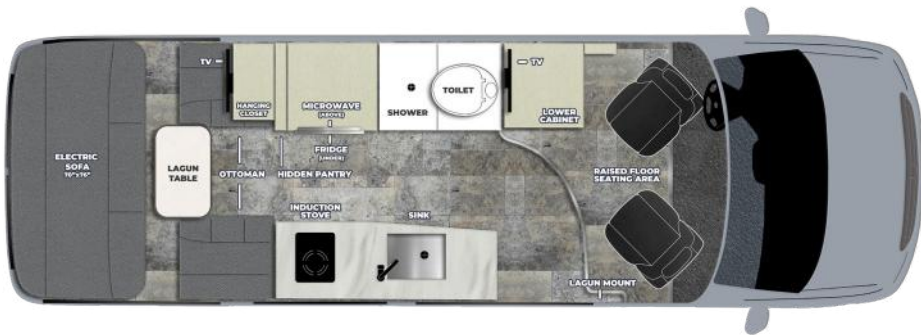
ASCENT TS FEATURES | KITCHEN, LAGUN TABLE, PULL-OUT PANTRY AND POWER SOFA



2025

PLATEAU FL

MODEL: PLATEAU FL
LENGTH: 22'9 / 693 CM
CHASSIS: 3500
FUEL: DIESEL



The Plateau FL offers versatility with a front lounge area and rear power sofa. The front features swivel captain's chairs that create a dining or work space, with a Corian® workstation, 24" Smart LED TV, storage, and a second Lagun table. This design lets you keep your bed made all day and night. Packed with high-performing features, the Plateau FL's efficient layout adapts to any lifestyle.



2025

PLATEAU FL



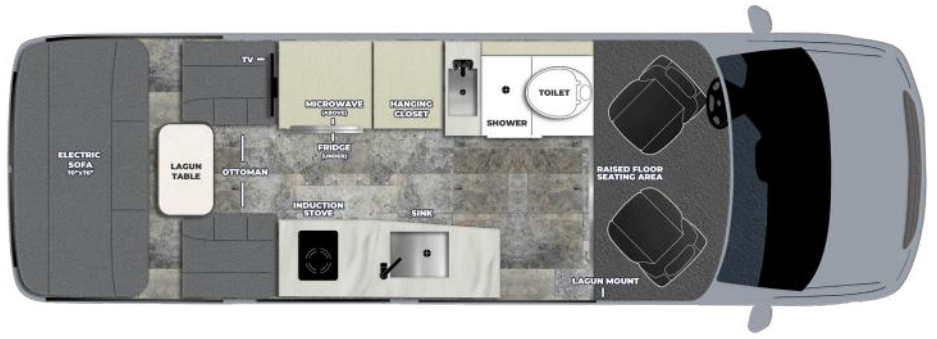
PLATEAU FL FEATURES | KITCHEN, LAGUN TABLE, PULL-OUT PANTRY AND POWER SOFA



2025

PLATEAU TS

MODEL: PLATEAU TS
LENGTH: 22'9 / 693 CM
CHASSIS: 3500
FUEL: DIESEL



The sophisticated design of the Plateau TS offers a perfect balance of style and functionality, making it an ideal choice for those who appreciate luxury and convenience, even in the great outdoors. Inside, the wet bathroom is designed to maximize space and efficiency while maintaining a sleek, modern aesthetic. It features a vanity with a well-appointed sink and ample storage for toiletries, providing all the comforts of home while on the road.



2025

PLATEAU TS



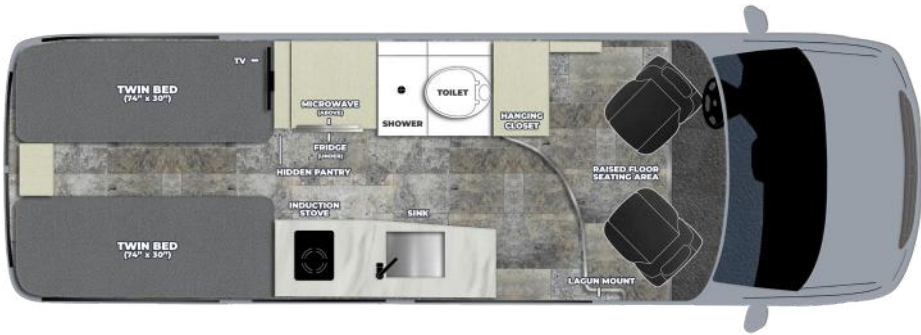
PLATEAU FL FEATURES | LAGUN TABLE, POWER SOFA, WARDROBE AND ENTERTAINMENT CENTRE



2025

PLATEAU TW

MODEL: PLATEAU TW
LENGTH: 22'9 / 693 CM
CHASSIS: 3500
FUEL: DIESEL



Versatility and flexibility are yours when you choose the Plateau TW. This model optimizes its space by combining the benefits of a front lounge area with the ease and practicality of the rear twin beds. Utilizing the two captain's chairs to form a second dining and work area, complete with a Corian® topped workstation, storage cabinets, and second Lagun table location. This resourceful arrangement allows you to leave your bed made all day (and night) long. The Plateau TW is a multitasker loaded with high-performing standard features and a functional layout that will adapt to any lifestyle.




2025

PLATEAU TW



PLATEAU TW FEATURES FRONT LOUNGE, WARDROBE WITH DRAWERS, TWIN BED WITH LAGUN TABLE AND FLIP UP WORKSTATION




STYLE IT YOUR WAY



RADIUS LAMINATE CABINETRY


Radius laminate cabinetry features sleek, curved edges and a smooth, durable finish, offering both style and functionality. Available in two colors, radius laminate cabinetry brings a modern, sophisticated touch to your living space while maximizing storage efficiency.




CORIAN® COUNTERTOPS

Corian countertops are high-quality, durable surfaces that offer both elegance and practicality. Known for their seamless, non-porous design, Corian is resistant to stains, scratches, and moisture, making it ideal for RV kitchens and bathrooms. Available in two colors, Corian countertops provide a sleek, modern look while ensuring long-lasting performance and easy maintenance.

Customize your RV to fit your style with a range of options. Choose from radius laminate cabinetry in Champagne or White Smoke, and select from UltraLeather fabrics in Flint or Cashmere. Enhance your interior with Corian countertops in White Onyx or Platinum Grey. On the exterior, select from the sleek, modern finishes of Brilliant Silver Metallic or Grey White. Build your RV your way to create a space that perfectly suits your needs and tastes.



CASHMERE



FLINT

ULTRALEATHER® UPHOLSTERY

UltraLeather upholstery is a premium, high-performance synthetic material that combines the luxurious look and feel of leather with superior durability and easy maintenance. Available in two colors.



GREY WHITE



BRILLIANT METALLIC SILVER

EXTERIOR COLOR

Exterior color options for your RV include Brilliant Silver Metallic, a sleek and modern finish that adds a touch of sophistication, and Grey White, a clean, classic color that complements any setting. Both options are designed to enhance your RV's appearance while offering durability and easy maintenance, ensuring your vehicle stands out while withstanding the elements.

PERFORMANCE MEETS LUXURY



SAFETY FEATURES

- Airbags – driver and passenger
- Distronic Plus® Adaptive Cruise Control
- Drive Away Assist
- Active Brake Assist
- Active Distance Assist Distronic
- Traffic Sign Assist
- Attention Assist
- Active Lane Keeping Assist
- Blind Spot Assist
- Crosswind Assist
- LED headlamps
- Tire repair kit w/ air compressor and repair liquid
- Locking fuel fill

POWER & HEATED SEATS

The swiveling driver and passenger seats have been redesigned with enhanced lumbar support and offer power adjustments, memory settings, and three-stage heating controls.

CAB CONVENIENCE

- Driver and passenger power and heated swivel seats
- Mercedes-Benz leather
- Four-way lumbar support
- Power adjustments
- Memory settings
- Three-stage heating controls
- MBUX Multimedia System w/ 10" Touchscreen
- Navigation
- Bluetooth® connectivity w/ audio streaming
- "Hey Mercedes" voice control
- Smartphone integration w/ hands-free function
- Multimedia interface w/ USB-C ports

MULTIFUNCTION STEERING WHEEL

The multifunctional steering wheel allows for the driver to operate the on-board computer, vehicle functions, and multimedia systems without taking their hands off the steering wheel. This is done via touch-control and regular buttons.

The Mercedes-Benz Sprinter chassis is engineered for exceptional ease of operation, combining advanced technology with high-quality components to deliver a smooth and reliable driving experience. Its user-friendly controls and intuitive design make it effortless to maneuver, whether you're navigating city streets or tackling winding country roads. Built for durability, the Sprinter chassis offers superior performance, stability, and handling, making it an ideal foundation for RVs.



MBUX MULTIMEDIA SYSTEM WITH 10" TOUCHSCREEN

The Sprinter features high-resolution display screens that are activated via touch, voice control, or touch buttons on the steering wheel. You can now pinch, swipe, and all the other motions you're used to from your smartphone.

MORE FEATURES:

- Navigation
- Bluetooth® connectivity with audio streaming
- "Hey Mercedes" voice control
- Smartphone integration w/ hands-free function
- Multimedia interface with USB-C ports

INFOTAINMENT SYSTEM

All the options and controls are placed in functional islands and logically incorporated into the overall design of the Sprinter's cabin, making every action smooth, intuitive, and economical. The results are fewer driver distractions and increased efficiency and productivity.



PLEASE NOTE: While every effort has been made to ensure the display of accurate information, the safety features listed within this brochure may not reflect all accurate safety items. Therefore, safety features will vary and may not be available on all motorhomes. Please see your local Pleasure-Way dealer for complete details and available features.

2025 SPECIFICATIONS

ENTERTAINMENT	ASTS	PLFL	PLTS	PLTW
24" Smart LED TV - Front		●		
24" Smart LED TV - Rear	●	●	●	●
Bose® soundbar w/ Bluetooth®	●	●	●	●
Winegard® Rayzar® Automatic HDTV antenna	●	●	●	●
USB-A/USB-C charging ports	●	●	●	●

INTERIOR

Corian® topped workstation in front lounge		●		
Flip up workstation				●
Acoustic wall paneling	●	●	●	●
Blackout roller shades with magnetic catch	●	●	●	●
Closet with hanging rod	●	●		
Full-size wardrobe with hanging rod			●	
Full-size wardrobe with hanging rod and 2 drawers				●
Folding privacy/sun shades for windshield & cab door windows	●	●	●	●
Radius laminate cabinet doors (Positive locking door latches)	●	●	●	●
Blum® cabinet hinges and door stays	●	●	●	●
Recessed LED lighting under cabinets and along the roof	●	●	●	●
Laminate-wrapped kitchen, wall partitions, and cabinet boxes	●	●	●	●
Vinyl soft touch headliner	●	●	●	●
Vinyl flooring	●	●	●	●
3M™ Thinsulate™ insulation inside walls	●	●	●	●
Foil-faced fiberglass insulation along the roof	●	●	●	●
Fire extinguisher	●	●	●	●
LP, CO & Smoke detectors	●	●	●	●

KITCHEN

12V 3.0 cu.ft refrigerator/freezer	●	●		●
12V 2 door 8.2 cu.ft.refrigerator/freezer			●	
Pull-out pantry	●	●		●
1-burner induction cooktop	●	●	●	●
Microwave	●	●		●
Microwave / Convection Oven			●	
Large undermount stainless steel sink with Corian® cover	●	●	●	●
Matte Black Moen high-arc faucet with pull-out sprayer	●	●	●	●
Corian® solid surface countertop	●	●	●	●
Full extension ball bearing drawer glides with soft close	●	●	●	●
Baltic birch drawer boxes	●	●	●	●

BATHROOM

Private enclosed wet bath with shower	●	●	●	●
Shower curtain	●	●	●	●
Handheld matte black Moen showerhead	●	●	●	●
Residential-style ceramic bowl toilet with foot flush	●	●	●	●
Towel rack	●	●	●	●
Medicine cabinet with mirror			●	
Vanity with Corian countertop, stainless steel sink and storage			●	
110-120 volt GFCI power outlet			●	

EXTERIOR

Fiamma® power awning with LED lights	●	●	●	●
LED porch light	●	●	●	●
Awning-style frameless windows	●	●	●	●
110-120 volt power outlet	●	●	●	●
Utility center (LP switch, 30-amp power outlet, water connection)	●	●	●	●
Exterior shower with handheld wand	●	●	●	●
Fiberglass running boards with integrated entrance steps	●	●	●	●
Access panels and components painted to match exterior color	●	●	●	●

ELECTRICAL	ASTS	PLFL	PLTS	PLTW
Dual 10-inch touchscreen control panels	●	●	●	●
600Ah Eco-Ion Earth Smart Lithium coach batteries	●	●	●	●
Internal/automatic coach battery heating system	●	●	●	●
Xantrex Freedom XC Pro Inverter/Charger	●	●	●	●
100-amp lithium charger	●	●	●	●
Go Power!® MPPT solar controller	●	●	●	●
2.5 KW Onan® QG 2500i LP generator	●	●	●	●
Automatic generator start (AGS)	●	●	●	●
Mastervolt DC/DC charger	●	●	●	●
Multiplex wiring	●	●	●	●
Dimmable LED lighting	●	●	●	●
12-volt coach battery disconnect	●	●	●	●
Charge line disconnect (solar and alternator)	●	●	●	●
30-amp power cord	●	●	●	●
AC distribution panel	●	●	●	●
DC load center	●	●	●	●
OPTIONAL FEATURE: Go Power!® solar package	100	300	300	300

HEATING, VENT & COOLING	ASTS	PLFL	PLTS	PLTW
Truma VarioHeat 11,500 BTU Furnace	●	●	●	●
Power lift Dometic Fan-Tastic Vent fan w/ rain sensor	●	●	●	●
Truma Aventa Eco 13,500 BTU air conditioner	●	●	●	●

PLUMBING & LIQUID PROPANE	ASTS	PLFL	PLTS	PLTW
Shurflo® automatic demand water system	●	●	●	●
Truma AquaGo® comfort plus instant water heater	●	●	●	●
Water heater bypass valves	●	●	●	●
Monitor panel for LP, fresh, grey and black tanks	●	●	●	●
Sewer discharge center w/ water gate valves	●	●	●	●
Low point drain for water lines	●	●	●	●
LP tank w/ electric shut off switch	●	●	●	●
LP BBQ quick connect	●	●	●	●

10 INCH CONTROL PANELS	ASTS	PLFL	PLTS	PLTW
Upgraded resolution for wider viewing angles	●	●	●	●
10-inch full-color display	●	●	●	●
Integrated inverter controls	●	●	●	●
Coach battery state-of-charge meter	●	●	●	●
Coach battery temperature gauge	●	●	●	●
Estimated time until full charge read-out	●	●	●	●
Remaining runtime for DC power read-out	●	●	●	●
Real-time 12-volt net loss/gain amperage meter	●	●	●	●
Solar charger controls and monitoring	●	●	●	●
Tank level monitoring – LP, fresh, grey and black	●	●	●	●
Climate control center (AC, Vent, Furnace)	●	●	●	●
Truma AquaGo® comfort plus water heater controls	●	●	●	●
Dimmable LED light banks	●	●	●	●
Water pump, awning, sofa and vent controls	●	●	●	●
Generator w/ automatic generator start (AGS)	●	●	●	●
DC electrical system diagnostics	●	●	●	●
Dark and light viewing modes	●	●	●	●

WEIGHT & MEASUREMENTS

	ASTS	PLFL	PLTS	PLTW
Length (bumper to bumper)	19'5" / 592cm	22'9" / 693cm	22'9" / 693cm	22'9" / 693cm
Overall Height	9'8" / 295cm	9'10" / 300cm	9'10" / 300cm	9'10" / 300cm
Width (mirrors extended)	7'11" / 241cm	7'11" / 241cm	7'11" / 241cm	7'1" / 241cm
Interior standing height	6'3" / 190cm	6'3" / 190cm	6'3" / 190cm	6'3" / 190cm
Fresh water tank capacity	20 US gal/ 75L	24 US gal/ 91L	24 US gal/ 91L	24 US gal/ 91L
Gray water tank capacity	15 US gal/ 57L	35 US gal/ 132L	35 US gal/ 132L	35 US gal/ 132L
Black water tank capacity	12 US gal/ 45L	10 US gal/ 38L	12 US gal/ 45L	10 US gal/ 38L
LP gas tank capacity	8.16 US gal/ 31L	8.16 US gal/ 31L	8.16 US gal/ 31L	8.16 US gal/ 31L
Towing capacity	5,000 lbs / 2,268 kg	4,220 lbs / 1,914 kg	4,220 lbs / 1,914 kg	4,220 lbs / 1,914 kg
Queen size bed	70" W x 72" L	70" W x 76" L	70" W x 76" L	
Driver side rear bed	24" W x 70" L	24" W x 76" L	24" W x 76" L	30" W x 76" L
Passenger side rear bed	24" W x 72" L	24" W x 76" L	24" W x 76" L	30" W x 76" L

CHASSIS SPECIFICATIONS**CHASSIS**

	ASTS	PLFL	PLTS	PLTW
Chassis	MB Sprinter 2500	MB Sprinter 3500	MB Sprinter 3500	MB Sprinter 3500
GVWR	9,050 lbs / 3,878 kg	11,030 lbs / 5,003 kg	11,030 lbs / 5,003 kg	11,030 lbs / 5,003 kg
GCWR	13,930 lbs / 6,146 kg	15,250 lbs / 6,917 kg	15,250 lbs / 6,917 kg	15,250 lbs / 6,917 kg
Standard engine	4 COM 654 High Output	4-COM 654 High Output	4-COM 654 High Output	4-COM 654 High Output
Fuel type/tank capacity	Diesel /24.5 US gal /93L	Diesel /24.5 US gal /93 L	Diesel /24.5 US gal /93 L	Diesel /24.5 US gal /93 L
HP rating	211 HP	211 HP	211 HP	211 HP
Wheelbase	144 inches	170 inches	170 inches	170 inches
Transmission	9G-tronic Automatic	9G-tronic Automatic	9G-tronic Automatic	9G-tronic Automatic
Locking fuel fill	Yes	Yes	Yes	Yes
Chassis air conditioning	Yes	Yes	Yes	Yes
Power windows, door locks, mirrors	Yes	Yes	Yes	Yes
Remote keyless entry	Yes	Yes	Yes	Yes
Steering wheel positioning	Tilt and Telescopic	Tilt and Telescopic	Tilt and Telescopic	Tilt and Telescopic
Braking system	4-Wheel Disc Brakes ABS	4-Wheel Disc Brakes ABS	4-Wheel Disc Brakes ABS	4-Wheel Disc Brakes ABS
Stability and traction control	Adaptive Electronic	Adaptive Electronic	Adaptive Electronic	Adaptive Electronic
Tire pressure and monitoring	Yes	No	No	No
Tires (all season)	LT245 / 75R / 16	LT215 / 85R / 16	LT215 / 85R / 16	LT215 / 85R / 16
Chassis battery	12V 70Ah	12V 70Ah	12V 70Ah	12V 70Ah
Air bags (driver and passenger)	Yes	Yes	Yes	Yes
In-dash navigation/audio/Bluetooth	Yes	Yes	Yes	Yes
Rear view camera system	Yes	Yes	Yes	Yes
Swivel seating (driver and passenger)	Yes	Yes	Yes	Yes
Smart wheel functions	Yes	Yes	Yes	Yes




THE PLEASURE-WAY LIFE



Traveling in a Pleasure-Way motorhome affords some unique advantages over traditional RVing in a larger Class A, Class C or pull-type trailer. There are the more obvious advantages of stress-free driving, easy and accessible parking, and the ability to explore 'off the beaten track' locations.

You'll have the ability to visit friends and relatives for family functions, reunions, graduations, and weddings. No more hotel reservations or inconveniencing your host. The strategic design of our motorhomes ensure a quick and easy set up once you arrive at your destination. Since all your amenities are covered, you are free to be spontaneous with your adventures without compromise.



PLEASURE-WAY RALLY GROUP



At Pleasure-Way Industries Ltd., we believe that meeting new friends and sharing adventures is an important part of the Pleasure-Way experience. We are fortunate to have a wonderful group of people who have formed our Pleasure-Way owners' clubs. These clubs are based on the east and west coasts of the United States and western Canada.

The Pleasure-Way owners' clubs are operated and run by owners, such as yourself, who enjoy the RV lifestyle and share the same passion for Pleasure-Way that we do. Enjoying the outdoors, adventures and making new friends along the way is guaranteed while experiencing life in a Pleasure-Way and the owners' clubs rallies are a great place to get things going!





PLEASURE WAY 5 YEAR WARRANTY

Limited Warranty Coverage - 5 years or 60,000 miles / 100,000 kms

Pleasure-Way Industries Ltd. warrants the specified new Pleasure-Way Motorhome free from defects in material and craftsmanship on portions manufactured by Pleasure-Way Industries Ltd under normal use and service.



MERCEDES-BENZ 5 YEAR WARRANTY

Extended Limited Warranty (ELW)
Coverage - 5 years or 75,000 miles / 125,000 kms

Diesel Engine Limited Warranty
Coverage - 5 years or 100,000 miles / 160,000 kms

Roadside Assistance
Coverage - 5 years or 75,000 miles / 120,000 kms



PERSONAL ASSISTANT

For the first 90 days of ownership, you'll have access to a dedicated Pleasure-Way Personal Assistant (P.A.) who can help with questions, maintenance tips, and feature guidance via phone or email. Once your warranty is registered, your P.A. will contact you with their details, providing expert support six days a week. By the end of the 90 days, you'll be fully confident in your new motorhome.



302 Portage Avenue
Saskatoon, Saskatchewan
Canada S7J 4C6

Tel: 800.364.0189
www.pleasureway.com



facebook.com/PWindustries



youtube.com/user/pleasureway



@pleasurewayrv

